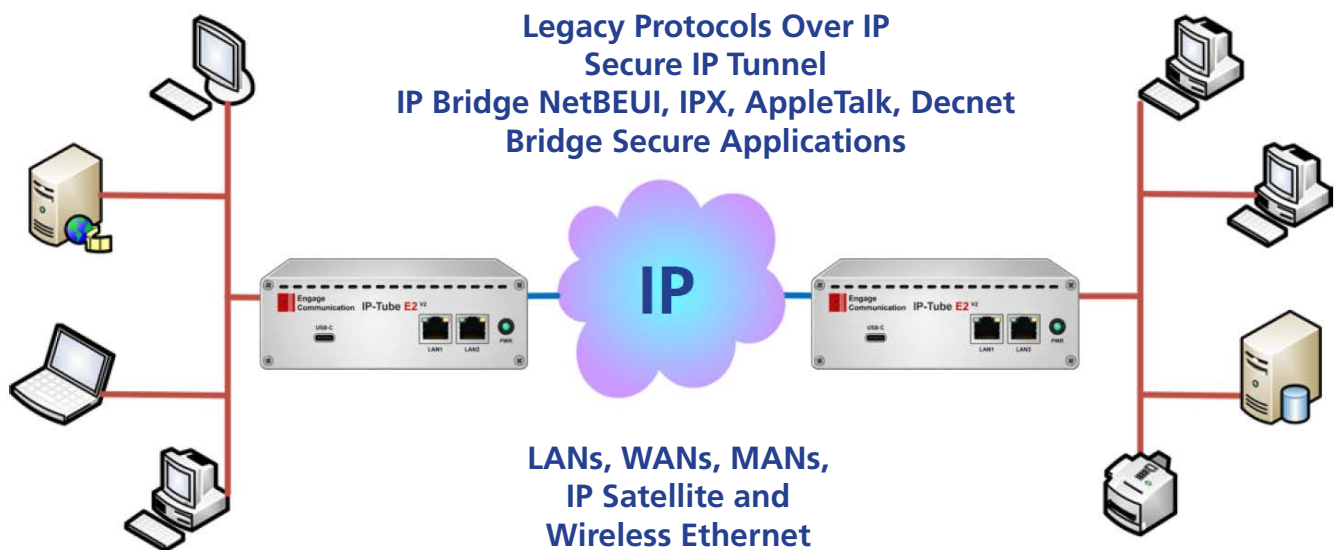


LAN TO LAN IP BRIDGE

The **IP•Tube E2 V2** is used to interconnect Ethernet LANs through an IP network. Ethernet frames that are destined for a device located on the remote network are encapsulated into IP packets. The IP packets, with the encapsulated Ethernet frames, are sent to the IP address of the destination network's **IP•Tube E2 V2** where the IP envelope is removed and the original Ethernet Frames are delivered to the destination network's Ethernet device.

Transparent Interconnect

The **IP•Tube E2 V2** transparently monitors all the packet traffic on its internal LAN segment to determine whether the packets it receives are to be forwarded. The Ethernet MAC layer source addresses that are active on the internal LAN are stored in a filtering database. Packets with a MAC destination that do not match a MAC address entry for the receiving port are encapsulated in.



Legacy Protocols Over IP

Enterprises, Education, Government Agencies and Organizations use the **IP•Tube E2 V2** tunnel to transport legacy LAN protocols, such as NetBEUI, IPX, AppleTalk and Decnet, over very cost effective IP only based services. Legacy applications that utilize non routable protocols are able to access services across an IP point to point connection.

Secure Communication

The **IP•Tube E2 V2** provides a high level of security by only exchanging packets with the remote network. Additionally Ethernet Frames within the IP envelope must be addressed to specific Ethernet MAC addresses. Bridge secure applications that limit communication to IP addresses within the same subnet across an enterprise Intranet.

Network Security

Security is established with Full On Source, Destination Address; Port and Flag IP Packet filtering. Interconnectivity is selectively controlled at the interface, network, device and application layers.

Standard Features

Service Quality Packet Prioritizing

The **IP•Tube E2 V2** uses the Type of Service byte in the IP packets to prioritize the encapsulated Ethernet frames. The setting of the TOS byte can be used to ensure that real time data from the **IP•Tube E2 V2** is ensured high priority.

Management Interface

Management of the **IP•Tube E2 V2** is accomplished with a Command Line Interface that is accessed through a Console or SSH connection. Templates of the most common configuration provide for an Edit and Paste configuration.

Technical Specifications

LAN Network Interface:

- Two 10/100/1000 BaseT Ethernet

USB-C Interface:

- A console port for "Out of Band" management

LAN Network Protocols Supported:

- IP, TCP, UDP, ICMP

Quality of Service Support:

- IANA Registered UDP Port 3175

Management:

- SSH support with Edit and Paste Template Files
- Console Port for Out of Band Management
- Remote config., monitoring, & reset

SFTP Online Upgrade Capable •



- IPTube is fully operational during upgrade

Regulatory:

- CE • Safety -IEC60950 • EMC - CFR 47 Part 15 Sub Part B:2002, EN55022:1994+A1&A2, EN55024, ICES-003 1997, CISPR 22 Level A

Rear Panel/Power:

- 5VDC, 1.0A.
- Screw Locking Connector
- Universal Adapter 100/240 VAC 50/60 Hz
- Optional -48V 0.25 Amp
- Dimensions: 7" (L) x 5.5" (W) x 1.50" (H)



How to Order — IP•Tube E2 V2

Part No.	Description	Notes
040-1002-V2	IP•Tube E2 V2	
Power Options		Specify as suffix
-N48VDC	Power Supply Module Negative 48 Volt DC	Isolated Negative 48 Volt Power
Rack Mount Option	19/23" Wide Rack Mount Brackets available upon request	